



[www.corinthian.com.au](http://www.corinthian.com.au)

### **CUSTOMER SERVICE**

**Hours:** 7:30am to 5:00pm Monday to Friday

**Phone:** 02 9673 7111

**Fax:** 02 9833 1583

**Email:** [orders-nsw@cordoors.com](mailto:orders-nsw@cordoors.com)

**Address:** 17-35 Lee Holm Road, St Marys NSW 2760



# **MOULDINGS START WITH CORINTHIAN**


Corinthian Industries (Australia) Pty Limited is a subsidiary of JELD-WEN Australia Pty Limited. Whilst the utmost care is taken to ensure the accuracy of the information contained herein, it is provided in the understanding that the company shall under no circumstances be liable for any injuries, expenses or other losses which may in any way be attributable to the use or adoption of such data and/or design details. All dimensions indicated are nominal only. Corinthian Doors reserves the right to alter or amend without prior notice data and design details specified herein. Photographs or illustrations may not exactly depict the design or specification and may vary to actual. Mouldings are supplied unfinished unless otherwise specified. Mouldings depicted in this brochure are professionally finished. Using conventional painting methods may not achieve the same finish. Re-Order Code JWCNSW0233/0317. SEP17 FSA/COR0236





**NEW SOUTH WALES**


# MOULDINGS


Complete your homes interior by choosing to decorate your doors, windows, flooring and walls. Whether you're building or renovating Corinthian Doors have a broad selection of skirting and architrave designs to suit any architectural style. From traditional heritage, colonial, right through to modern contemporary – Corinthian has your style solution. **Start with Corinthian.**


DESIGN	DESIGN CODE	NOMINAL SIZES	SPECIES	AVAILABLE LENGTHS
<b>AUSTRALIAN COLONIAL</b>				
	AUSA1	42 x 11	Primed Pine	5400
	AUSA2	66 x 11	Primed Pine	5400
	AUSA1	42 x 12	Primed MDF	5400
	AUSA2	67 x 12	Primed MDF	5400


DESIGN	DESIGN CODE	NOMINAL SIZES	SPECIES	AVAILABLE LENGTHS
<b>BEVELLED</b>				
	BVA1	42 x 11	Primed Pine	5400
	BVA1	42 x 12	Primed MDF	5400
	BVA2	66 x 11	Primed Pine	5400
	BVA2	67 x 12	Primed MDF	5400
	BVA5	42 x 18	Primed Pine	5400
	BVA6	66 x 18	Primed Pine	5400
	BVA6	67 x 18	Primed MDF	5400


DESIGN	DESIGN CODE	NOMINAL SIZES	SPECIES	AVAILABLE LENGTHS
<b>SPLAY</b>				
	SPLA6	67 x 18	Maple	Random
	SPLA6	66 x 18	Primed Pine	5400
	SPLA6	67 x 18	Primed MDF	5400
	SPLA7	92 x 18	Maple	Random
	SPLA7	92 x 18	Primed Pine	5400
	SPLA7	92 x 18	Primed MDF	5400
	SPLA8	140 x 18	Maple	Random
	SPLA8	138 x 18	Primed Pine	5400
	SPLA8	140 x 18	Primed MDF	5400


DESIGN	DESIGN CODE	NOMINAL SIZES	SPECIES	AVAILABLE LENGTHS
<b>COLONIAL</b>				
	CLA 5	41 x 19	Maple	Random
	CLA 5	42 x 18	Primed Pine	5400
	CLA 5	42 x 18	Primed MDF	5400
	CLA 6	67 x 19	Maple	Random
	CLA 6	66 x 18	Primed Pine	5400
	CLA 6	67 x 18	Primed MDF	5400
	CLA 7	94 x 19	Maple	Random
	CLA 7	92 x 18	Primed Pine	5400
	CLA 7	92 x 18	Primed MDF	5400
	CLA 8	138 x 19	Maple	Random
	CLA 8	138 x 18	Primed Pine	5400
	CLA 8	138 x 18	Primed MDF	5400


DESIGN	DESIGN CODE	NOMINAL SIZES	SPECIES	AVAILABLE LENGTHS
<b>PENCIL ROUND</b>				
	PRA1	41 x 13	Maple	Random
	PRA1	42 x 11	Primed Pine	5400
	PRA1	42 x 12	Primed MDF	5400
	PRA2	67 x 13	Maple	Random
	PRA2	66 x 11	Primed Pine	5400
	PRA2	68 x 12	Primed MDF	5400
	PRA5	42 x 18	Maple	Random
	PRA5	42 x 18	Primed Pine	5400
	PRA5	42 x 18	Primed MDF	5400
	PRA6	67 x 19	Maple	Random
	PRA6	66 x 18	Primed Pine	5400
	PRA6	67 x 18	Primed MDF	5400


DESIGN	DESIGN CODE	NOMINAL SIZES	SPECIES	AVAILABLE LENGTHS
<b>QUEENSLAND COLONIAL</b>				
	QLDA2	67 x 12	Primed MDF	5400


DESIGN	DESIGN CODE	NOMINAL SIZES	SPECIES	AVAILABLE LENGTHS
<b>HOME BUSH</b>				
	PHB6	66 x 18	Primed Pine	5400
	PHB7	92 x 18	Primed Pine	5400


DESIGN	DESIGN CODE	NOMINAL SIZES	SPECIES	AVAILABLE LENGTHS
<b>STEP</b>				
	PSTA2	66 x 11	Primed Pine	5400
	PSTA3	92 x 11	Primed Pine	5400
	PSTA6	66 x 18	Primed Pine	5400
	PSTA7	92 x 18	Primed Pine	5400


DESIGN	DESIGN CODE	NOMINAL SIZES	SPECIES	AVAILABLE LENGTHS
<b>DAR WITH FROG</b>				
	DAR	68 x 18	Primed Pine	5400


DESIGN	DESIGN CODE	NOMINAL SIZES	SPECIES	AVAILABLE LENGTHS
<b>QUAD</b>				
	Q2	12 x 12	Maple	Random
	Q2	11 x 11	Primed Pine	2700
	Q3	19 x 19	Maple	Random
	Q3	18 x 18	Primed Pine	5400


DESIGN	DESIGN CODE	NOMINAL SIZES	SPECIES	AVAILABLE LENGTHS
<b>SPLAYED GLAZING BEAD</b>				
	MS9	15 x 15	Maple	Random


DESIGN	DESIGN CODE	NOMINAL SIZES	SPECIES	AVAILABLE LENGTHS
<b>MOULDINGS</b>				
<b>FEDERATION</b>				
	FN7	90 x 19	Maple	Random
	FN7	90 x 19	Primed Pine	5400


DESIGN	DESIGN CODE	NOMINAL SIZES	SPECIES	AVAILABLE LENGTHS
<b>RADIATA PINE</b>				
	RPD	70 x 35	Pine	4800

DESIGN	DESIGN CODE	NOMINAL SIZES	REBATE	SPECIES	AVAILABLE LENGTHS
<b>MULLIONS</b>					
	DM4	94 x 67	36 x 12	Maple	2110
	DM4	92 x 67	36 x 12	Pine	2110
	DM4	92 x 67	36 x 12	Primed Pine	2110

DESIGN	DESIGN CODE	NOMINAL SIZES	REBATE	SPECIES	AVAILABLE LENGTHS
	DM5	138 x 44	44 x 12	Maple	2110
	DM5A	138 x 66	44 x 12	Maple	2110

DESIGN	DESIGN CODE	NOMINAL SIZES	SPECIES	AVAILABLE LENGTHS
<b>DRESSED ALL ROUND</b>				
	DAR	19 x 19	Maple	Random
	DAR	18 x 18	Primed Pine	5400
	DAR	31 x 19	Maple	Random
	DAR	31 x 18	Primed Pine	5400
	DAR	41 x 19	Maple	Random
	DAR	42 x 18	Primed Pine	5400
	DAR	67 x 19	Maple	Random
	DAR	66 x 18	Primed Pine	5400
	DAR	67 x 18	PMDF	5400
	DAR	94 x 19	Maple	Random
	DAR	92 x 18	Primed Pine	5400
	DAR	92 x 18	PMDF	5400
	DAR	110 x 19	Maple	Random
	DAR	110 x 18	Primed Pine	5400
	DAR	110 x 18	PMDF	5400
	DAR	117 x 19	Maple	Random
	DAR	117 x 18	Primed Pine	5400
	DAR	138 x 18	Primed Pine	5400
	DAR	44 x 44	Primed Pine	5400

DESIGN	DESIGN CODE	NOMINAL SIZES	REBATE
<b>DOOR JAMB COMPONENT SETS</b>			
	RJ1	94 x 32	38 x 13
	RJ2A	112 x 32	38 x 13
	RJ2	119 x 32	38 x 13
	RJ3	138 x 32	38 x 13

DESIGN	DESIGN CODE	NOMINAL SIZES	REBATE
	RJ4 (Dbl/Sgl Rebate)	138 x 32	44 x 13/ 25 x 13
	RJ5 (Dbl Rebate)	185 x 40	44 x 13/ 25 x 13

## PRE-FINISHING & INSTALLATION.

Oil based undercoat/primer is recommended for pine mouldings to reduce the risk of swelling sometimes associated with water based products. Refer to Corinthian Doors' Door Care and Maintenance recommendations. Failure to adhere to these recommendations will void warranty.

*Note: All sizes are nominal and in millimetres. Profile images are indicative only.*



Half Splayed 68 x 18