


**architrave
and skirting**

architrave and skirting

Corinthian Doors have skirting and architrave designs to suit any architecture period from the traditional colonial to the sleek and contemporary splayed profile.

Why not complete your home with the perfect finish for interiors by decorating your doors, windows, flooring, walls and staircases.



Step

MATERIAL: F/J Pine [PSTA]

SIZE: 42x12, 68x12, 92x12



Bullnose

MATERIAL: F/J Pine [PBNA]


SIZE: 42x12, 68x12



Square

MATERIAL: F/J Pine [PSA]

SIZE: 42x12, 68x12



Colonial

MATERIAL: F/J Pine [PCLA]

SIZE: 68x19, 92x19, 140x19




Splayed / Bevelled

MATERIAL: F/J Pine [PBVA]

SIZE: 42x12, 68x12, 92x12, 68x19, 92x19

MATERIAL: Primed MDF [PMBVA]

SIZE: 42x12, 67x12



Queensland Colonial

MATERIAL: F/J Pine [PQLDA]

SIZE: 42x12, 68x12, 92x12

MATERIAL: Primed MDF [PMQLDA]

SIZE: 42x12, 67x12



Classic

MATERIAL: F/J Pine [PCLASS]

SIZE: 42x12, 68x12

MATERIAL: Primed MDF [PMCLASS]

SIZE: 42x12, 67x12




Pencil Round

MATERIAL: F/J Pine [PPRA]

SIZE: 42x12, 68x12

MATERIAL: Primed MDF [PMPRA]


SIZE: 42x12, 67x12



Half Splayed

MATERIAL: Primed MDF [PMQHSA]

SIZE: 42x18, 67x18, 92x18




Dressed All Round

MATERIAL: F/J Pine [PDAR]

SIZE: 31x12, 42x12, 68x12, 92x12, 112x12, 31x18, 42x18, 68x18, 88x18, 92x18, 95x18, 98x18, 112x18, 122x18, 140x18, 163x18

MATERIAL: Primed MDF [PMDAR]

SIZE: 31x12, 42x18, 67x18, 92x18, 112x18



Quad

MATERIAL: F/J Pine [PQ]

SIZE: 12x12, 19x19

timber species definitions

Material	Origin	Colour	Technical
PINE	Produced from pine species that is grown in sustainably managed forest plantations. It is classified as a soft wood timber, which is easy to drill, nail and glue. Density of Pine material can vary greatly.	Cream to light straw in colour with a fine but slightly uneven texture. Ideal for painting.	FJ Pine: Architrave and mouldings manufactured using Finger Jointed pine are for painting only. A finger joint is when an end joint has wedge shaped projections in one piece of timber, and fit matching recesses on the other piece of timber and is banded together by an adhesive.
MDF	Medium Density Fibreboard is an engineered timber product formed by the breaking down of softwood and woodchips into wood fibres similar to cotton wool, combining it with a wax and resin binder. Panels are then formed by applying high temperature and pressure. The panels have smooth surfaces on both sides and have an even density profile throughout which makes an ideal substrate to router, groove and profile.	Yellow to brown in colour with a smooth texture. Ideal for painting.	Primed MDF: The MDF architrave is coated with a primer sealant to make painting easier and help achieve a smooth finish.



**CORINTHIAN
DOORS**

A **JELD-WEN** Company



Corinthian Doors are available
from over 2,500 resellers
nationally visit our website:
corinthian.com.au
or call Corinthian for your
nearest stockist.

SHOWROOMS

QUEENSLAND

Acacia Ridge

16 Colebard Street East.
(07) 3715 0100.

Cairns

Corner Scott and
Wellington Streets.
(07) 4031 3888.



JELD-WEN.
AUSTRALIA

CORINTHIAN INDUSTRIES (AUSTRALIA) PTY LIMITED

© Copyright reserved 2016 Corinthian Doors
JWCQLD0110/0216